






April 2021



				<p>1 Take a trip to the zoo or park and see how many birds and animals you can find. (Science)</p>	<p>2 Sort pairs of clean socks (Color/Size Recognition)</p>	<p>3 Have your child close his eyes and identify objects with his other senses. (Science)</p>
<p>4 Easter</p> 	<p>5 Have your child estimate the number of carrots in a small bag. (Math)</p>	<p>6 Set out different sized carrots and have your child put them in order by size. (Math/Size)</p>	<p>7</p> 	<p>8 Make ranch dip with your child. Have carrots and dip for a snack. (Nutrition)</p>	<p>9</p> 	<p>Read Peter Rabbit to your child (Literature)</p>
<p>11 Show your child how to do the "Bunny Hop" (Music & Movement)</p>	<p>12 See how many "B" words your child can make up! Try other letters! (Phonics)</p>	<p>13 Teach your child the song "If you're happy and you know it". (Music)</p>	<p>14 Use chalk to color a paper. Use an eyedropper to drop raindrops on it for "rain art" (Art)</p>	<p>15 Use an umbrella to teach your child the opposites open/shut. Hunt for opposites at home.</p>	<p>16 Take a walk and see how many cloud shapes your child can find (Imagination)</p>	<p>17 Teach your child the hand motions to "Itsy Bitsy Spider" Fingerplay/ Language</p>
<p>18 Help your child plant a seed or help you garden. Environment</p>	<p>19 Go on a nature walk. Look for new growth on the trees. (Science)</p>	<p>20 Make a guitar using a tissue box and rubber bands. (Music/ Recycle)</p>	<p>21 Let your child help you sort paper, glass and cans to Recycle. Sorting/ Responsibility</p>	<p>22 Earth Day</p> 	<p>23 Lay plain paper on top of leaves and make a leaf rubbing with a crayon. (Art)</p>	<p>24</p> 
<p>25 Roll play dough into thin logs. Help your child use the logs to form letters. (Alphabet)</p>	<p>26 Teach your child the "Alphabet Song" (Letters/ Music)</p>	<p>27 Let your child tear and glue strips of green & brown paper to make a tree (Art)</p>	<p>28 Take a walk with your child and see how many different kinds of trees you can find. (Science)</p>	<p>29 Do a puzzle with your child (Problem solving)</p>	<p>30 Arbor Day</p> 