










# November 2018



SUN	MON	TUE	WED	THU	FRI	SAT
				1 	2 Talk about what red, yellow and green traffic lights mean (safety)	3 How many colors of fruit can your child find at the grocery store? (colors)
4 Have your child dictate a story for you to write down. (language)	5 Have a treasure hunt at a grocery store and try to find a food that starts with each letter of the alphabet.	6 	7 Let your child help you make bread or rolls (cooking)	8 Have your child act out the story "The Little Red Hen" with you. (dramatization)	9 Give your child magnets. Let him find surfaces where the magnets will stick. (science)	10 
11 <b>Veteran's Day</b> 	12 Show your child old family photos and tell her stories about her family history.	13 Let your child help you make a pumpkin pie (cooking)	14 	15 Draw the stages of growing a pumpkin on cards and have your child put them in order.	16 Give your child strips of paper to cut into small squares (fine motor skills)	17 Let your child glue her squares on a sheet of paper to make a pattern or design (art)
18 Make bins for recycling items such as newspapers & cans. (conservation)	19 	20 Sing your favorite "Turkey Day" songs with your child (music)	21 Have your child make handprint turkeys (art)	22 <b>Happy Thanksgiving</b> 	23 Let your child tell you what he is thankful for. (values)	24 Grab a handful of popcorn kernels and estimate how many you have (math)
25 	26 Let your child help you sort recyclables (problem solving)	27 Let your child help you tidy her room (responsibility)	28 Tell your child why he is so very special to you. (self-esteem)	29 	30 Practice bowling with empty soda bottles and a ball (large motor skills)	